




RIVERSIDE COUNTY
WATERSHED PROTECTION

Prevent Water Pollution:

Proper Pool & Spa Maintenance Guide



Be the Solution. Prevent Runoff Pollution.

The water that flows into storm drains is not treated before flowing into Riverside County's creeks, rivers, lakes, and eventually the ocean (unlike the sanitary sewer system). It should never contain wastewater or pollutants like chlorine, salt water, diatomaceous earth, debris, and other hazardous substances generated by pools and spas. If these pollutants are not properly contained and cleaned up right away, they can runoff into the storm drain and harm our waterways.

Preventing runoff pollution while maintaining your pool and spa protects aquatic life, water quality, and keeps our waterways thriving. While taking care of your pool and spa, make sure to follow drainage requirements, clean up chemical spills immediately, and conduct proper maintenance.

Pool & Spa Pollutant Sources

Improper Drainage

Improperly draining pool or spa water in the storm drain or over landscaped areas can cause chlorine, sodium bromide, algae, diatomaceous earth, filter media, dirt, pesticides, pet waste, and other harmful substances to go into our waterways.

Cleaning

Cleaning your pool or spa can produce toxic chemicals, acid, debris, and other harmful substances.

Chemical Spills

Chemical spills that are not cleaned up immediately can leave behind chlorine, sodium bromide, hydrogen peroxide-based products, filter media, and other harmful substances.

Construction

Pool and spa construction without proper containment and disposal methods in place can cause plaster, sediment, and other debris to run off into the storm drain.

Best Management Practices for Pool & Spa Maintenance

Protect our waterways while maintaining your pool and spa by implementing these BMPs (best management practices):



Who We Are


Riverside County Watershed Protection is a partnership program between Riverside County, the Flood Control & Water Conservation District, Coachella Valley Water District, and 27 cities that manage watershed programs which protect, preserve, and enhance the quality of the water and the natural environment of our watersheds.

What We Do


The partnership uses a combination of public education, best management practices, evaluation, and water quality monitoring to eliminate stormwater pollution in our waterways and comply with all federal, state, and local regulations. Our aim is to empower residents with information about pollution prevention and implement tactics that keep our watersheds healthy.

Contact Us

To report pollution:

 Call (800) 506-2555

 Visit rcwatershed.org/get-involved/report-pollution

 For emergencies, dial 911



Proper Drainage

PREFERRED OPTION: Pool and spa water should be disposed of in the sanitary sewer.

SECOND OPTION: Gradually release pool water over landscaped areas. Ensure water can be absorbed by soil without runoff, erosion, or flowing into yard drains.

THIRD OPTION: If the first two drainage methods are not possible, draining pool water into the street or storm drain is allowed only if water:

- ✓ pH is between 6.5 and 8.5 and residual chlorine does not exceed 0.1mg/L (parts per million).
- ✓ is clean, clear, and free of algae, algaecides, unusual coloration, and dirt.
- ✓ does not contain any filter media discharge, hydrogen peroxide-based products, or acid cleaning wastes.
- ✓ is at an ambient temperature and free of saline.

All trash and debris must be removed from the flow path between the pool (or spa) and storm drain. Make sure drain hose is not leaking and attentively monitor the drainage flow rate to prevent landscape erosion and runoff.

Some cities in Riverside County have ordinances that ban all pool water disposal into a storm drain. Check your city's stormwater page for more information.



Maintenance

- ✓ Prevent mosquitos and algae by not letting dechlorinated water sit for over 72 hours.
- ✓ Conduct regular pool cleanings, maintain proper chlorine or sodium bromide levels, monitor pH levels, and take care of your pool's filtration and circulation systems.
- ✓ Store chemicals indoors and toss used diatomaceous earth into the garbage.
- ✓ Rinse pool and diatomaceous earth filters over landscaped areas where water and debris can easily soak into the ground.
- ✓ Cover landscape drains while draining pools or rinsing filters over a landscaped area.



For more information about stormwater-safe pool maintenance methods, visit: rcwatershed.org/residents/at-home/swimming-pools.

